

Ending the HIV Epidemic: San Bernardino

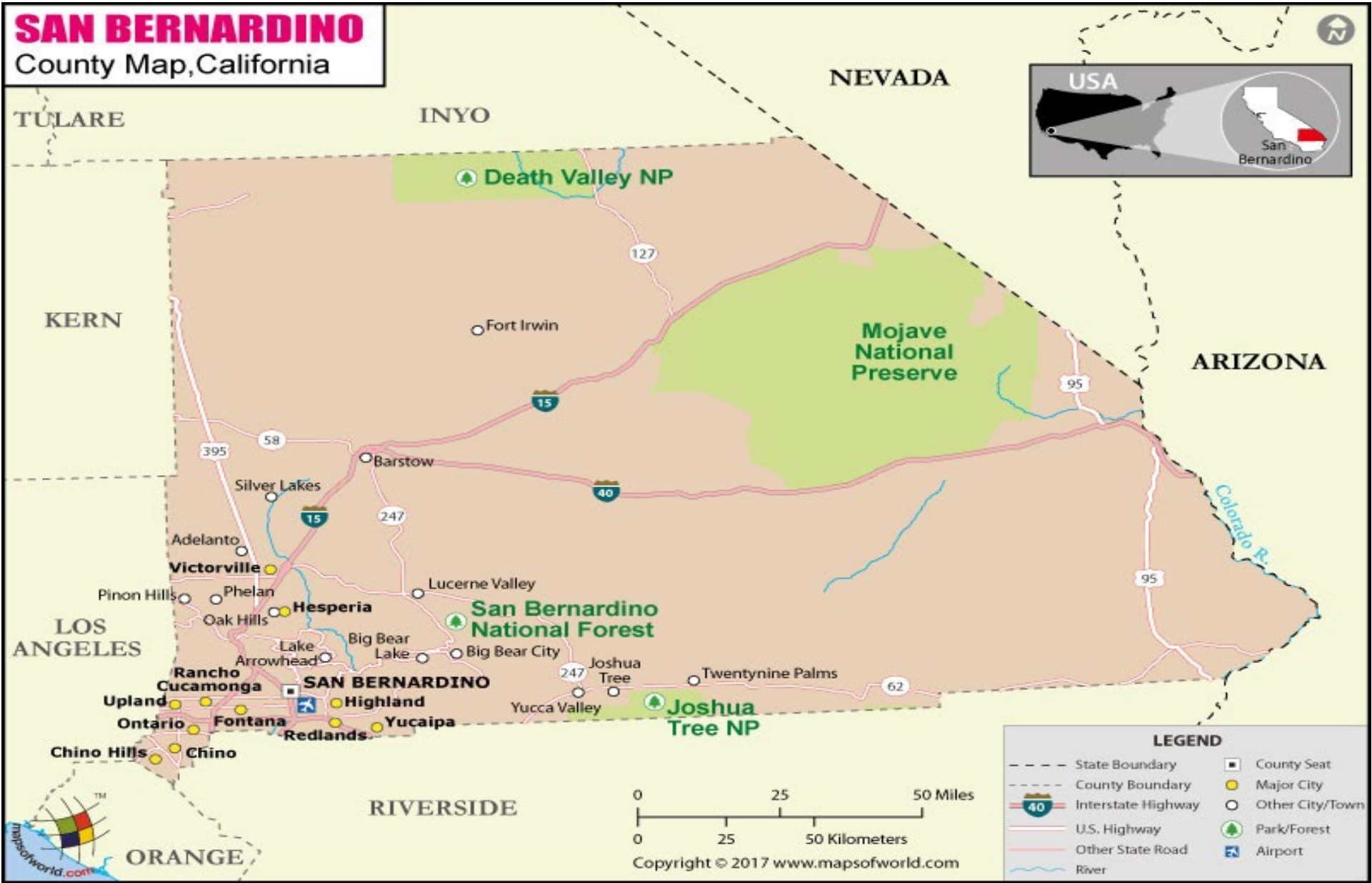
Cynthia Turk Presenter

Ending the Syndemic Symposium, EHE Panel

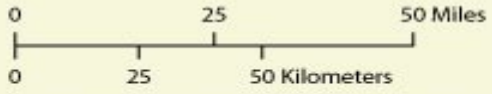
June 30, 2023

SAN BERNARDINO

County Map, California



| LEGEND | |
|----------------------|-------------------|
| --- State Boundary | ▣ County Seat |
| --- County Boundary | ● Major City |
| 🛣 Interstate Highway | ○ Other City/Town |
| 🛣 U.S. Highway | 🌳 Park/Forest |
| 🛣 Other State Road | ✈ Airport |
| 🌊 River | |



Copyright © 2017 www.mapsofworld.com



ORANGE

Key Features of San Bernardino County's HIV Epidemic (2018)



~ 990 undiagnosed PLWH



278 new HIV positives in 2018



New HIV diagnoses increasing



Increasing STI's



Injection drug use fueling the epidemic



Increasing new infections among POC



Disparities in linkage and viral suppression rates among especially among B/AA



Geographic barriers to care access

San Bernardino County Situational Analysis:

Selected Needs, Gaps
and Strengths

Pillars: Test, Treat,
Prevent, Respond

Needs/Gaps

Regional differences in services distribution: less service infrastructure desert/rural regions

No ROOT in Jails

Increasing HIV infection

Increasing STIs

Need to scale up culturally specific PrEP/prevention interventions especially for Latinx and B/AA

Lack of affordable housing and transportation


Strengths

Strong community-based testing and routine ED testing

Solid network of HIV primary care clinics, but clinical provider shortages

Progress in coordination but HIV services still siloed

Interventions



Critical voices ; Critical focus of EtHE

- B/AA and Latinx men who have sex with men (MSM); esp. under 24
- Substance users
- Trans women of color
- B/AA women
- People experiencing homelessness
- PrEP eligible individuals

- Self-Testing-Building Healthy Online Communities/TakeMeHome
- Rapid Response Team (RRT)
- Embedded DIS in Emergency Departments
- Mobile Services Collaborations: InnROADS
- Expanded HIV Prevention Services to People who Inject Drugs/People Experiencing Homelessness

One Key Success and How it Happened

- One key successful outcome and things that contributed to this success. Add 1-3 more slides to discuss this success if needed!
- Let us know if you need help formatting these additional slides
- Your entire slide deck should be no more than 8 slides
- Your presentation should be 12 minutes long to leave time for other speakers and questions from the audience.

THANK YOU!

