

In most US cities we typically can't rely on public health surveillance data to measure progress toward HCV elimination, but we can successfully devise a patchwork of available data for this purpose instead.

WHEN HEALTH DEPARTMENT DATA DON'T CUT IT: STRATEGIES TO TRACK AN EPIDEMIC

INTRO

- In the United States there is no nationalized data system that allows for easy tracking of the hepatitis C virus (HCV).
- In San Francisco, the health department viral hepatitis surveillance program currently only reports descriptive statistics regarding positive HCV results. Therefore, the city's HCV elimination initiative, End Hep C SF, needed to find creative ways to measure elimination progress.

METHODS

- With the guidance of epidemiologists and other researchers in End Hep C SF's Community Research and Data Stewardship workgroup, we have used the Results-Based Accountability™ evaluation framework and Clear Impact platform to regularly draw on existing datasets from local studies and community-based programs to supplement surveillance data.

RESULTS

- We have estimated prevalence of anti-HCV antibodies and untreated HCV infection among people who inject drugs and the city overall.

An estimated 1,000 fewer people with chronic infection in 2019 than 2015

- We have completed an HIV and HCV surveillance registry match to identify people co-infected with HIV and HCV, as a part of our co-infection microelimination effort.

Approximately 600 co-infected people left to treat

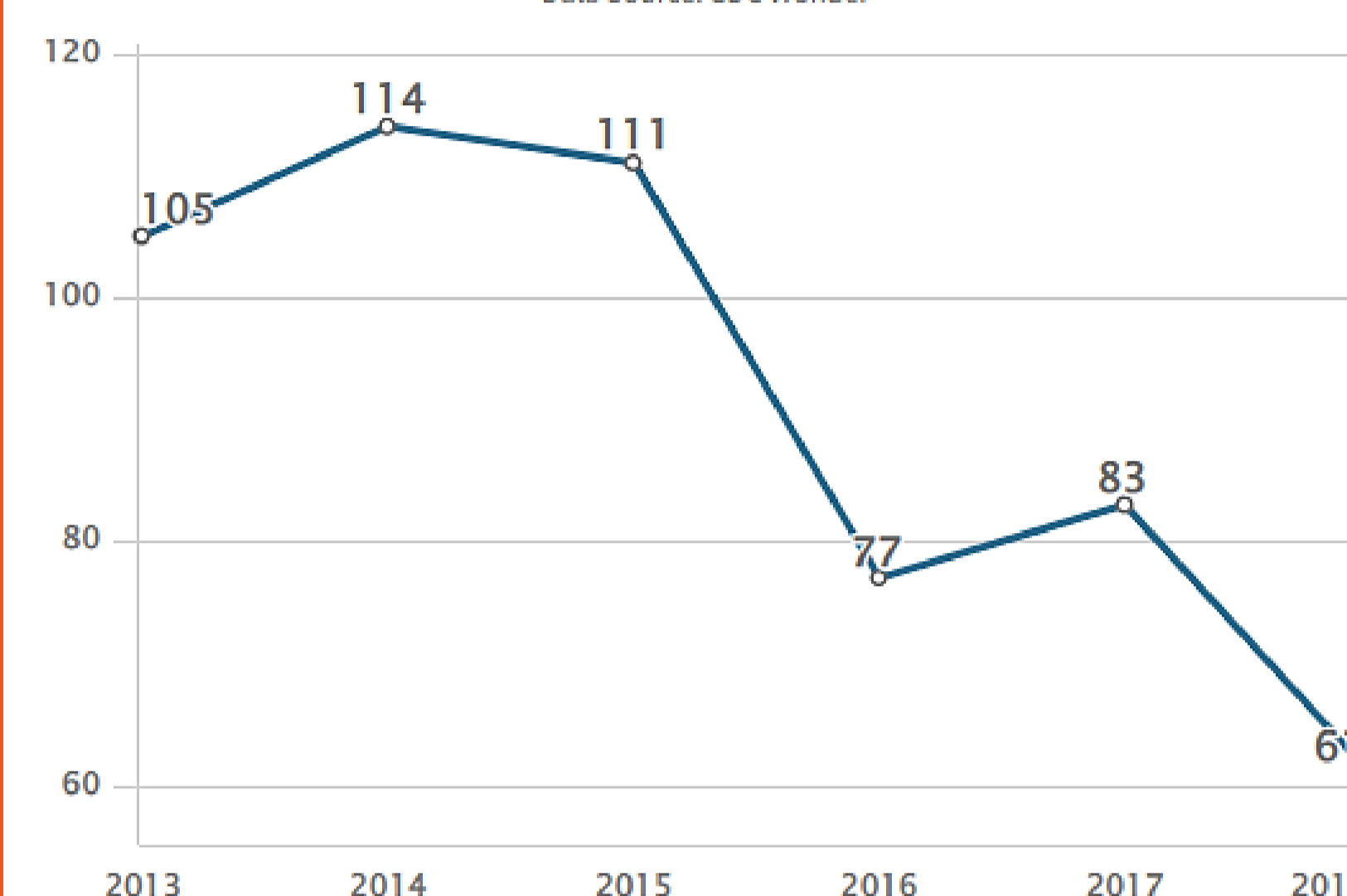
- We have analyzed quarterly community-based testing and treatment rates for 2019 and 2020 to assess the impact of COVID-19.



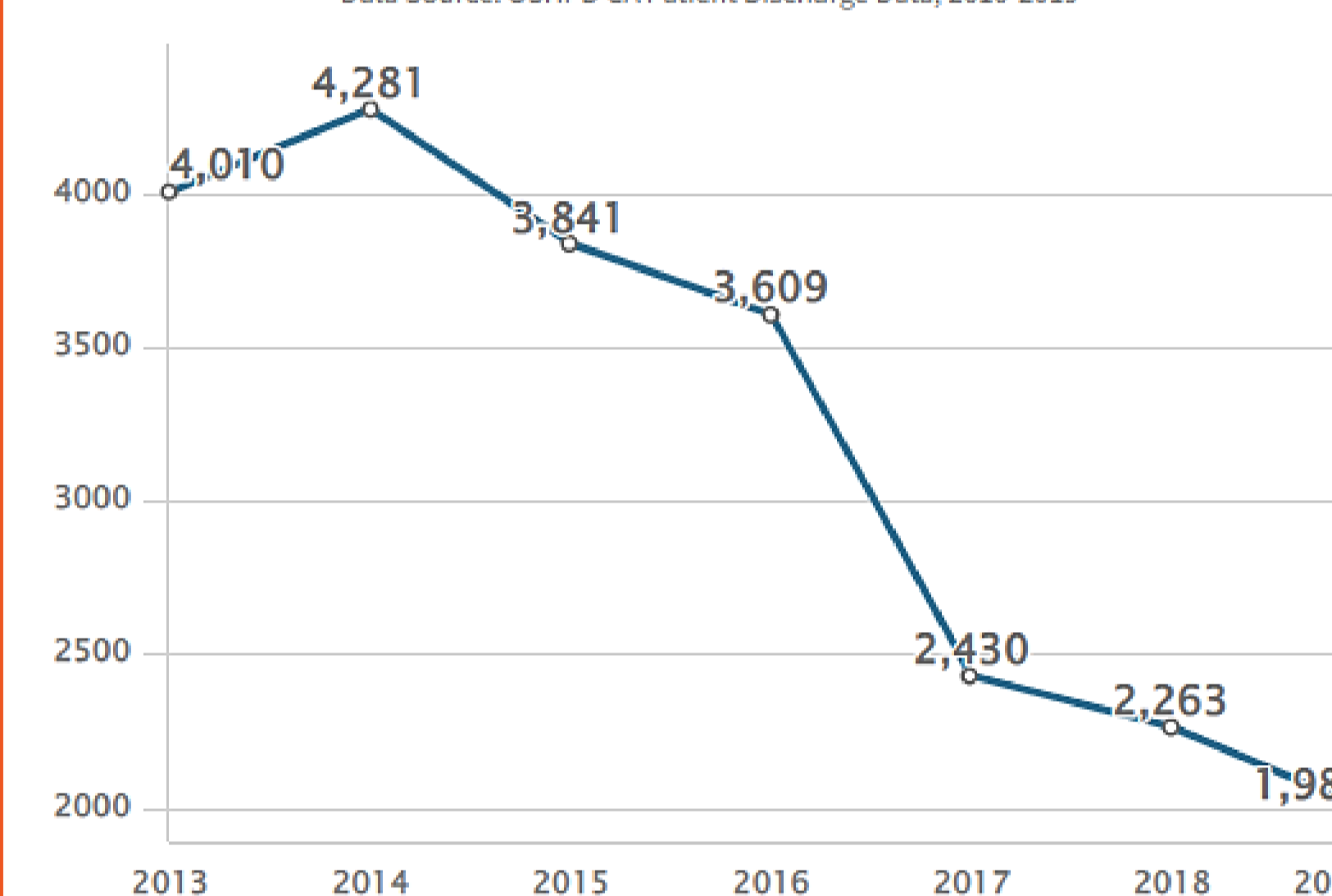
- We have hired consultants to complete data analyses to assess perinatal HCV and jail-related HCV testing and treatment needs.

- We have created a publicly-available data dashboard to help track our progress - which is helping us confirm that **End Hep C SF is succeeding in helping to eliminate HCV in SF!**

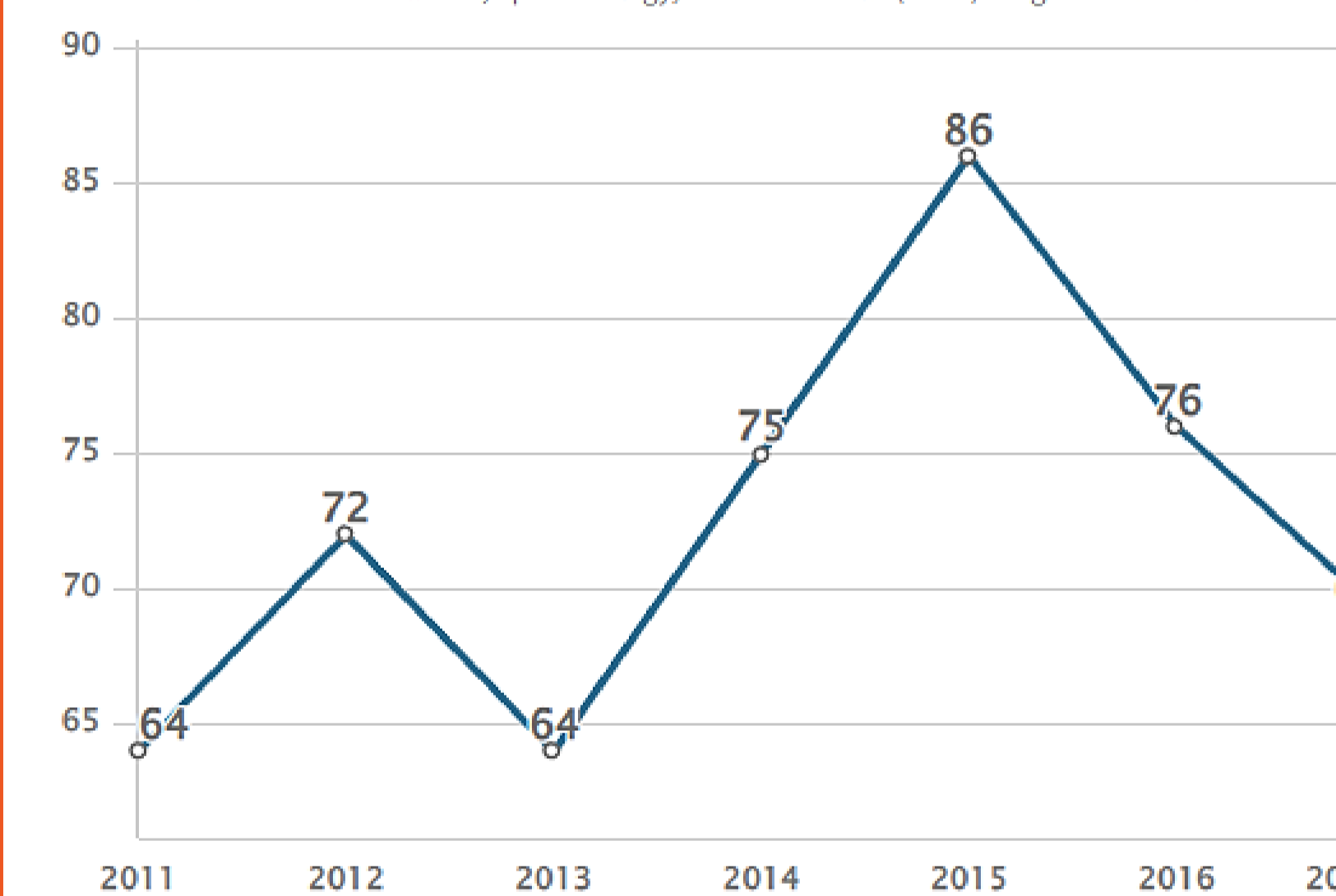
of deaths in SF with HCV listed on death certificate
Data Source: CDC Wonder



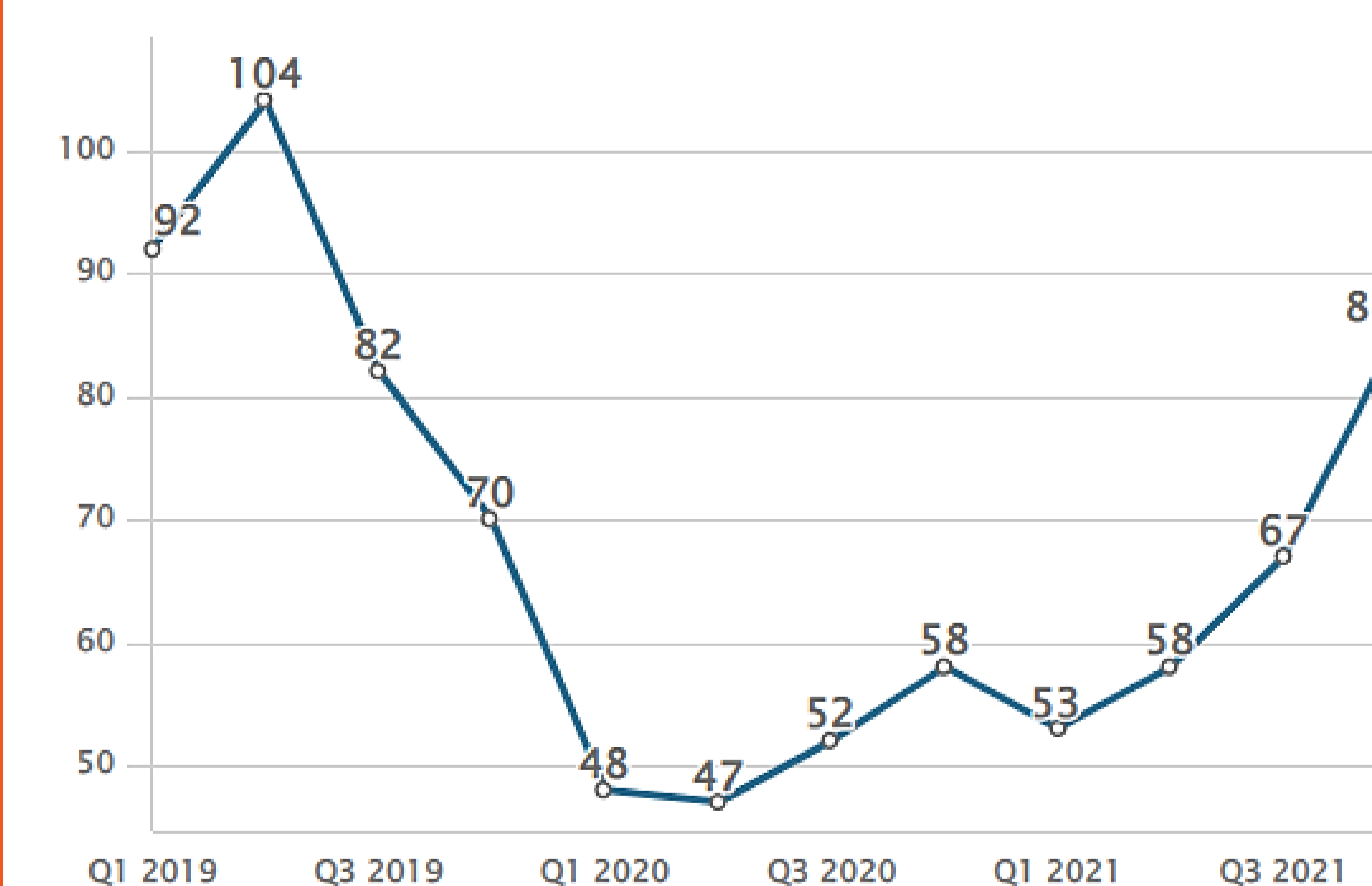
of hospitalizations in SF as a result of HCV infection
Data Source: OSHPD CA Patient Discharge Data, 2010-2019



of liver / IBD cancer diagnoses among SF residents
Data Source: Surveillance, Epidemiology, and End Results (SEER) Program within the NIH




of SF Health Plan patients started on HCV treatment
Data Source: SFDPH



Facente SN^{1,2}, Grinstein R^{1,3}, Morris MD⁴, Burk K^{1,2}.

¹ End Hep C SF, San Francisco, CA, USA
² Facente Consulting, Richmond, CA, USA
³ San Francisco Department of Public Health, San Francisco, CA, USA
⁴ University of California, San Francisco, San Francisco, CA, USA

Disclosure of Interest Statement:
 Dr Facente has received consulting fees from Gilead Sciences and Dr Morris has received grant funding from Gilead Sciences, both for unrelated work. No pharmaceutical grants were received in the development of this work, though Gilead Foundation and AbbVie Foundation have provided grant support to End Hep C SF for other efforts.



Take a picture to go to End Hep C SF's evaluation dashboard

