

PollEverywhere tutorial

WHY?

- ▶ For dynamic surveys with responses in the moment
- ▶ Great for virtual facilitation, or in-person meetings (with a projector)


HOW?

- ▶ Website: Polleverywhere.com
- ▶ Username: shelley@facenteconsulting.com
- ▶ Password: check the Excel document
- ▶ Create a PowerPoint presentation

Instructions

How to join

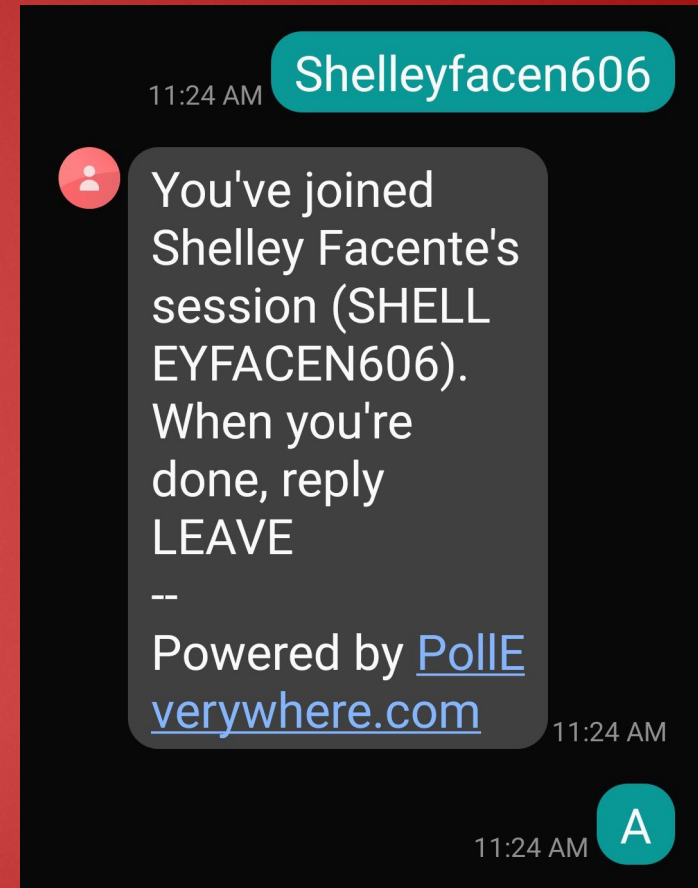
Text



Message text

Phone number

- 1 Text **SHELLEYFACEN606** to **22333**
- 2 Text in your message



How to Join “Poll Everywhere”

From the Web

1. PolLEv.com/shelleyfacen606
- ▶ (skip the section to add your name)

From your Phone

- ▶ 1. Create a new text message
- ▶ 2. Enter the phone number as
22333
- ▶ 3. In the body of the text type:
SHELLEYFACEN606

What are five words you would use to describe this week so far?

Do you think facilitating meetings is:

Fun and pretty easy

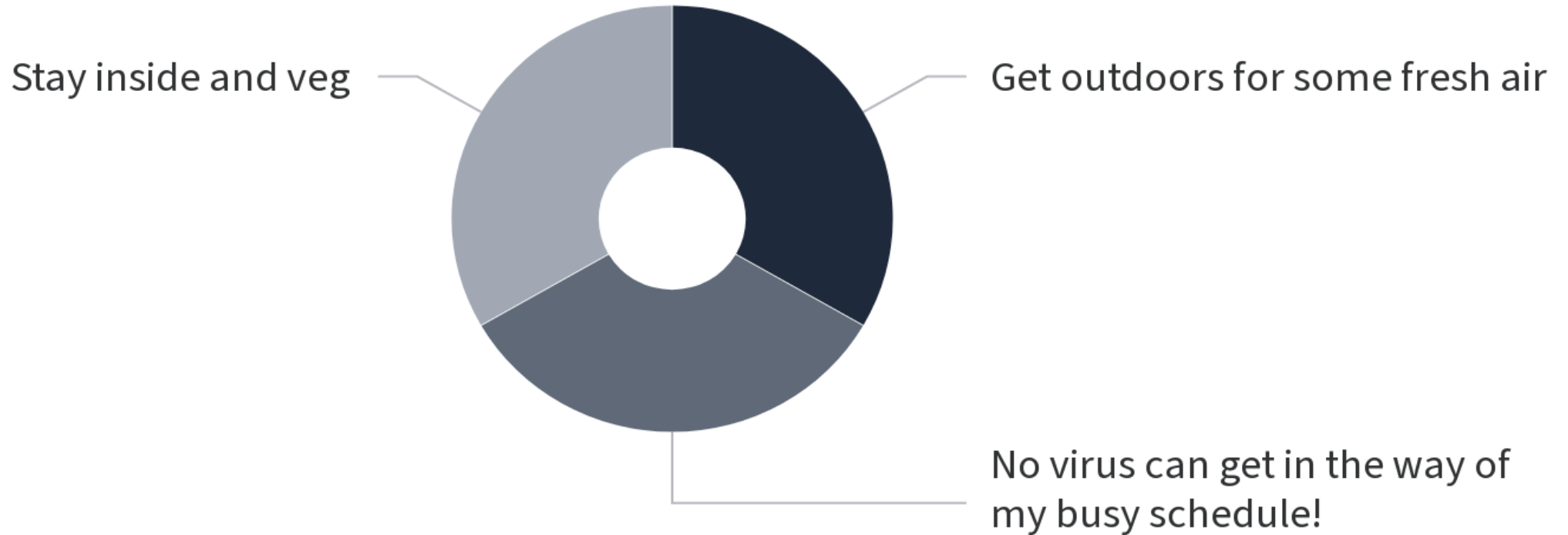
Enjoyable but challenging

Stressful but tolerable

Torture in a box

What are your plans for this weekend?

■ Get outdoors for some fresh ai... **A** ■ No virus can get in the way of... **B** ■ Stay inside and veg **C**



Tips and tricks

- ▶ [Download the PollEverywhere powerpoint plug-in](#)
- ▶ Create the activities online, then insert them into a presentation
- ▶ Be creative about the response types that are available to you
- ▶ Make sure to adjust the settings for your questions
 - ▶ Can people respond more than once?
 - ▶ Do you want them to use the web interface, or just SMS?
 - ▶ Do you want them identified, or anonymous?
 - ▶ Do you want to see the responses as you go, or hide them until ready?
- ▶ Insert the [instructions slide](#) into your presentation
- ▶ Plan time for participants to connect!